



**Rising
Kinder
Summer
Enrichment Packet**

6 WEEKS OF REVIEW

Preschool Packet

Week 1 Day 1 <ul style="list-style-type: none"><input type="checkbox"/> Handwriting practice (upper case)<input type="checkbox"/> Match the other half<input type="checkbox"/> I Spy the Number 1	Week 2 Day 1 <ul style="list-style-type: none"><input type="checkbox"/> Handwriting practice (lower case)<input type="checkbox"/> What Doesn't Belong?<input type="checkbox"/> I Spy the Number 4	Week 3 Day 1 <ul style="list-style-type: none"><input type="checkbox"/> Upper and Lower Case Match I-L<input type="checkbox"/> Color by Dots 1-3<input type="checkbox"/> Patterns
Week 1 Day 2 <ul style="list-style-type: none"><input type="checkbox"/> Upper and Lower Case Match A-D<input type="checkbox"/> Summer Scavenger Hunt	Week 2 Day 2 <ul style="list-style-type: none"><input type="checkbox"/> Upper and Lower Case Match E-H<input type="checkbox"/> What is Missing?	Week 3 Day 2 <ul style="list-style-type: none"><input type="checkbox"/> Scooping Up Sounds- Letters I & J<input type="checkbox"/> Counting (1-5)
Week 1 Day 3 <ul style="list-style-type: none"><input type="checkbox"/> Scooping Up Sounds- Letters A & B<input type="checkbox"/> Life Cycle of a Honeybee<input type="checkbox"/> I Spy the Number 2	Week 2 Day 3 <ul style="list-style-type: none"><input type="checkbox"/> Scooping Up Sounds- Letters E & F<input type="checkbox"/> Sequencing: How to Blow up a Balloon<input type="checkbox"/> I Spy the Number 5	Week 3 Day 3 <ul style="list-style-type: none"><input type="checkbox"/> Scooping Up Sounds- Letters K & L<input type="checkbox"/> Rhyming Words<input type="checkbox"/> Color by Shape
Week 1 Day 4 <ul style="list-style-type: none"><input type="checkbox"/> Scooping Up Sounds- Letters C & D<input type="checkbox"/> Big and Little Sort	Week 2 Day 4 <ul style="list-style-type: none"><input type="checkbox"/> Scooping Up Sounds- Letters G & H<input type="checkbox"/> Number Sense (1-5)	Week 3 Day 4 <ul style="list-style-type: none"><input type="checkbox"/> Sequencing: How to Feed a Baby<input type="checkbox"/> Trace and Color by Number (1-6)
Week 1 Day 5 <ul style="list-style-type: none"><input type="checkbox"/> I Spy the Number 3<input type="checkbox"/> Rhyming Words	Week 2 Day 5 <ul style="list-style-type: none"><input type="checkbox"/> Summer Clothing<input type="checkbox"/> Color by Shape	Week 3 Day 5 <ul style="list-style-type: none"><input type="checkbox"/> Summer Items<input type="checkbox"/> Roll and Color (1-6)

6 WEEKS OF REVIEW

Preschool Packet

Week 4 Day 1 <ul style="list-style-type: none"><input type="checkbox"/> Upper and Lower Case Match M-P<input type="checkbox"/> Needs and Wants<input type="checkbox"/> Color By Dots (4-6)	Week 5 Day 1 <ul style="list-style-type: none"><input type="checkbox"/> Upper and Lower Case Match Q-T<input type="checkbox"/> Dot...Dot NOT a Lot!<input type="checkbox"/> Graphing Insects	Week 6 Day 1 <ul style="list-style-type: none"><input type="checkbox"/> Scooping Up Sounds- Letters W & X<input type="checkbox"/> Trace and Color by Number (7-10)<input type="checkbox"/> Behind or In Front?
Week 4 Day 2 <ul style="list-style-type: none"><input type="checkbox"/> Scooping Up Sounds- Letters M & N<input type="checkbox"/> Counting (5-9)	Week 5 Day 2 <ul style="list-style-type: none"><input type="checkbox"/> Scooping Up Sounds- Letters Q & R<input type="checkbox"/> Colorful Ice Cream Scoops	Week 6 Day 2 <ul style="list-style-type: none"><input type="checkbox"/> Upper and Lower Case Match Y-Z<input type="checkbox"/> Number Sense (1-10)<input type="checkbox"/> Numbers: Candles on a Cake
Week 4 Day 3 <ul style="list-style-type: none"><input type="checkbox"/> Sequencing: How to Celebrate a Birthday<input type="checkbox"/> Graphing Popsicles<input type="checkbox"/> Number Sense (6-10)	Week 5 Day 3 <ul style="list-style-type: none"><input type="checkbox"/> Scooping Up Sounds- Letters S & T<input type="checkbox"/> Counting Sets<input type="checkbox"/> Fruits and Vegetables	Week 6 Day 3 <ul style="list-style-type: none"><input type="checkbox"/> Scooping Up Sounds- Letters Y & Z<input type="checkbox"/> Beginning Sounds<input type="checkbox"/> Sequencing: How to Dive
Week 4 Day 4 <ul style="list-style-type: none"><input type="checkbox"/> Scooping Up Sounds- Letters O & P<input type="checkbox"/> Color By Dots (6-8)	Week 5 Day 4 <ul style="list-style-type: none"><input type="checkbox"/> Upper and Lower Case Match U-X<input type="checkbox"/> Number Sense 1-10: Count and Compare	Week 6 Day 4 <ul style="list-style-type: none"><input type="checkbox"/> Beginning Sounds<input type="checkbox"/> Color by Number (5-10)<input type="checkbox"/> Counting Sets
Week 4 Day 5 <ul style="list-style-type: none"><input type="checkbox"/> Sequencing: How to Save a Cat<input type="checkbox"/> Trace and Color by Number (1-6)	Week 5 Day 5 <ul style="list-style-type: none"><input type="checkbox"/> Scooping Up Sounds- Letters U & V<input type="checkbox"/> Color by Number (1-6)	Week 6 Day 5 <ul style="list-style-type: none"><input type="checkbox"/> Beginning Sounds<input type="checkbox"/> Numbers: How Old Are You?

My Summer Packet



Name:

Name: _____

Handwriting A-Z Practice

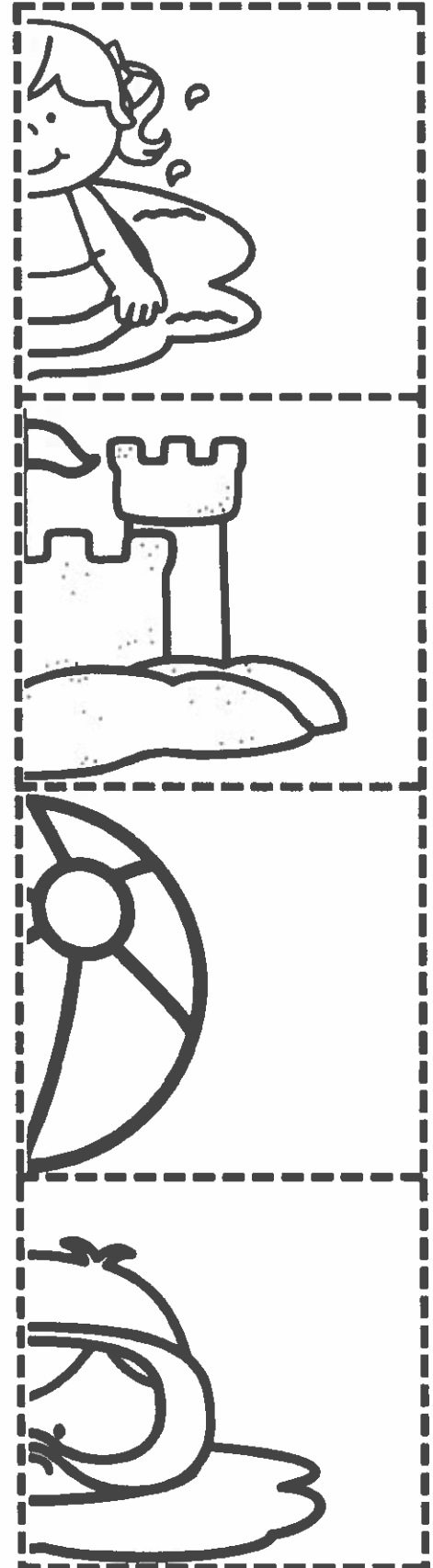
Directions: Trace the letters from A to Z.



Name: _____


Match up the Other Half

Directions: Cut and paste to match.











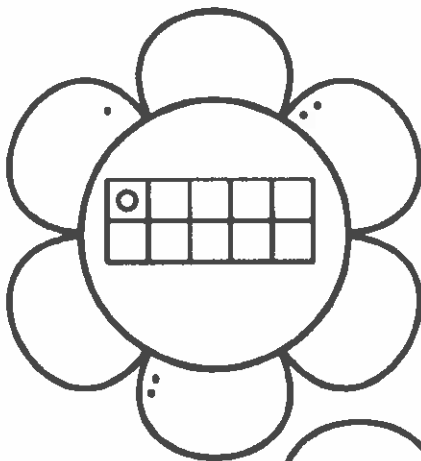



Name: _____

I Spy the Number







Directions: Color the flowers that have the number one or one item.



Name: _____

Letter Match

Directions: Cut and paste the lowercase letter that matches the uppercase letter.
Color the butterflies.



Week 1: Day 2

©Arnie Moffatt® The Moffatt Girls

b a d c

Name: _____


Summer Scavenger Hunt at the Park

Directions: Go outside and look for the items on the list.

If you find them, color a happy face and the picture.

If you don't find them, color a sad face.


swing set




slide




merry-go-round



see-saw



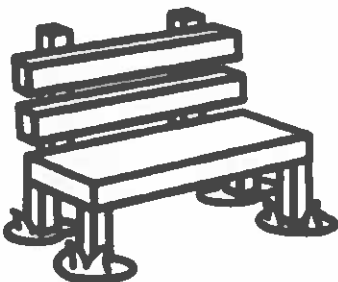
monkey bars



jump rope




bench



bike







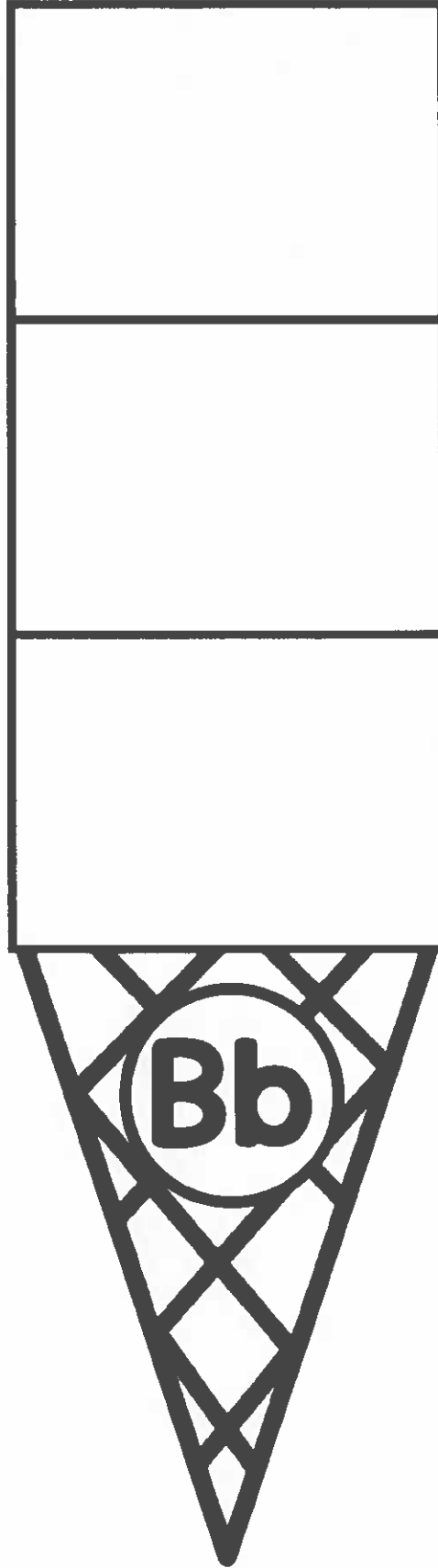

scooter



Name: _____

Scooping Up Sounds

Directions: Cut and paste the scoop onto the correct cone.

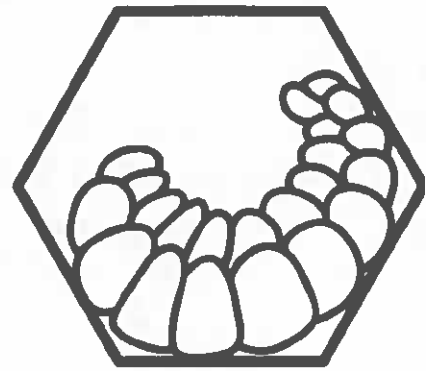
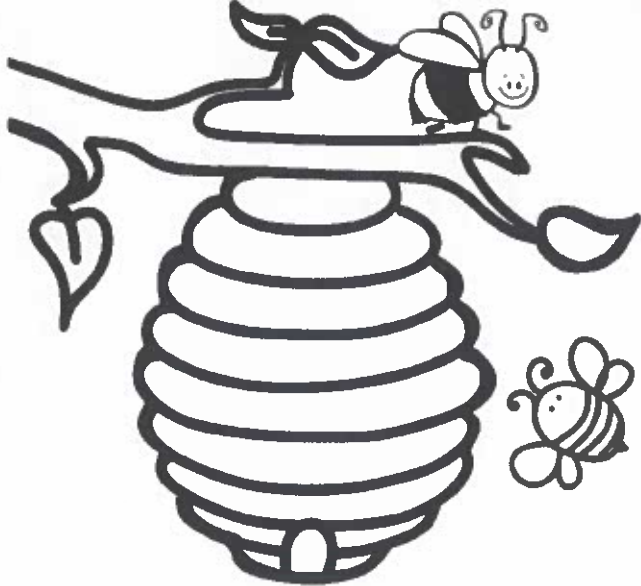


Name: _____

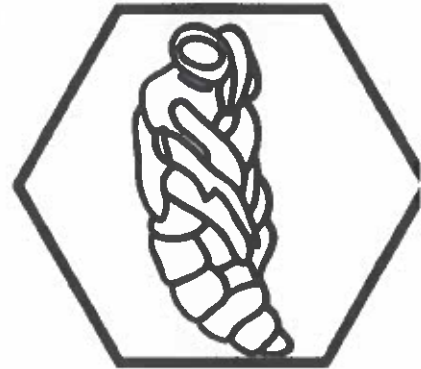
Life Cycle of a Honeybee



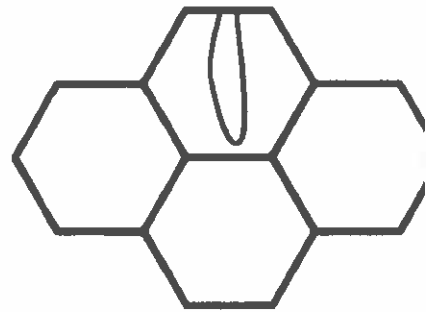
Directions: Cut and paste the pictures in order.




larva



pupa



egg



adult bee

1

2

3













4

Name: _____

I Spy the Number











Directions: Color the flowers that have the number two or two items.



Name: _____

Scooping Up Sounds


Directions: Cut and paste the scoop onto the correct cone.



Name: _____


Big and Little

Directions: Cut and paste the ice cream scoops next to the correct cone.



Week 1: Day 4

©Annie Moffatt © The Moffatt Girls 2011














Name: _____

I Spy the Number



Directions: Color the flowers that have the number three or three items.




Name: _____


Rhyming Words Set 1

Directions: Cut and paste the picture that rhymes. Color the pictures.

map




yarn



pool




chick




Week 1: Day 5

©Annie Moffatt® The Moffatt Girls 201

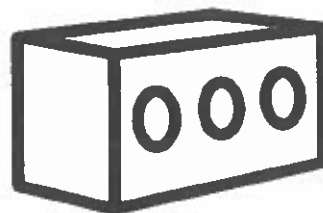
barn



stool



brick



sap






Name: _____



Handwriting A-Z Practice





Directions: Trace the letters from A to Z.

	a	b	c	d
e	f	g	h	i
j	k	l	m	n
o	p	q	r	s
t	u	v	w	x
y	z			

Name: _____

What Doesn't Belong?

Directions: Look at the items in each row. Cross out the picture that doesn't belong.















Name: _____



I Spy the Number

Directions: Color the flowers that have the number four or four items.







Name: _____

Letter Match

Directions: Cut and paste the lowercase letter that matches the uppercase letter.

Color the butterflies.







g f h e

Name: _____

What is Missing?

Directions: Look at the first picture in each column.








Draw what is missing in the next two boxes.



Name: _____

Scooping Up Sounds

Directions: Cut and paste the scoop onto the correct cone.




Name: _____

Sequencing: How to Blow up a Balloon

Directions: Cut and paste the pictures to show the order.


1. Cut



2. Paste



3. Color



1

2

3














Name: _____



I Spy the Number








Directions: Color the flowers that have the number five or five items.



Name: _____

Scooping Up Sounds

Directions: Cut and paste the scoop onto the correct cone.



Name: _____

Number Sense











Numbers 1-5


Directions: Count the fingers.

Count the number on the die.



Cut and paste the ten frame flower to match.



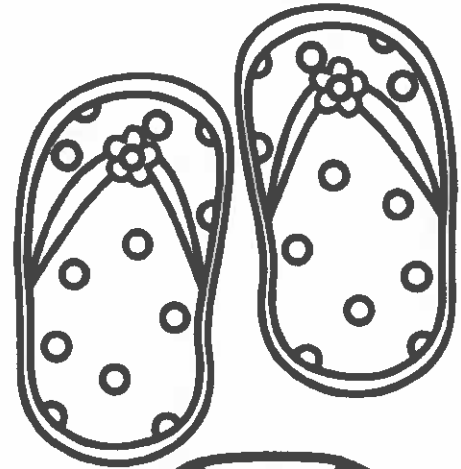





		
		
		
		
		



Name: _____

Summer Clothing



Directions: Color the clothing you would wear in the summer.



Name: _____

Color by Shape Set 1

Directions: Use the color code to color the picture.








Name: _____

Letter Match

Directions: Cut and paste the lowercase letter that matches the uppercase letter

Color the butterflies.



Name: _____

Color By Dots 1-3

Directions: Use the color code to color the popsicle.


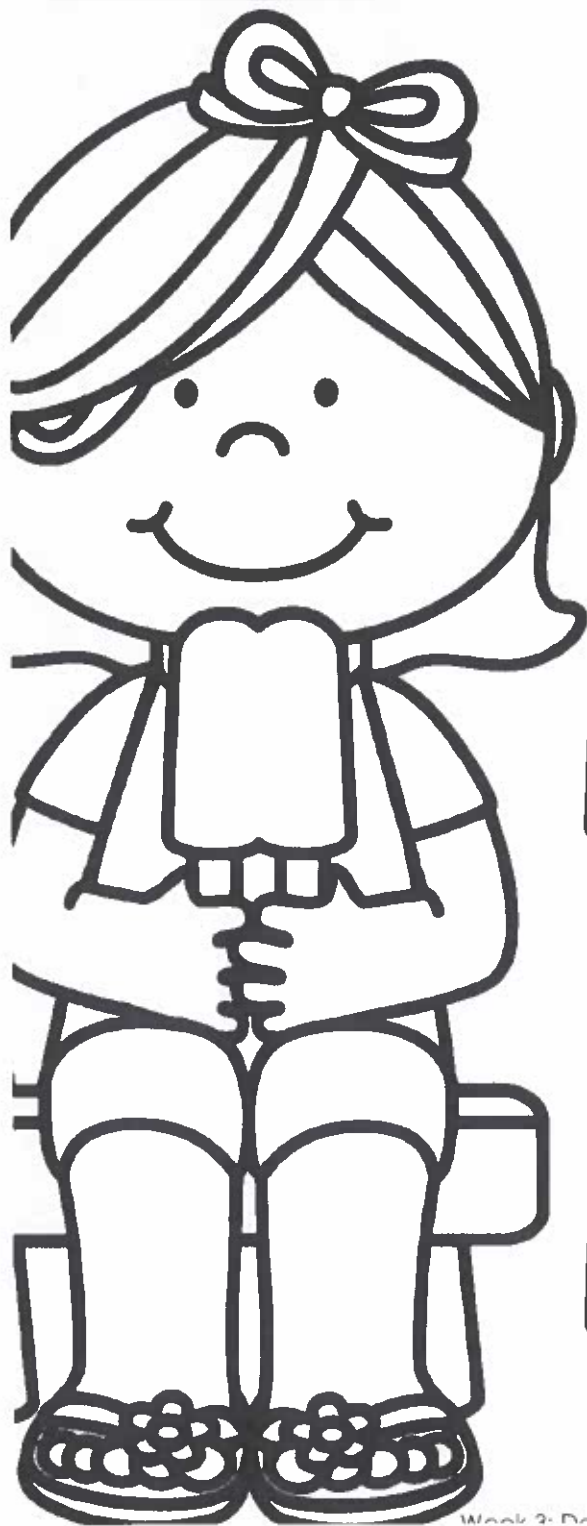
1 dot ●



2 dots ●●


















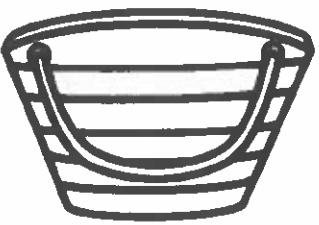
3 dots ●●●







Name: _____

Patterns

Directions: Cut and paste the picture that is next in the pattern.








WEEK 3, JULY 1

			
---	---	--	---

Name: _____

Scooping Up Sounds


Directions: Cut and paste the scoop onto the correct cone.




Name: _____

Counting Set I


Directions: Count. Color or dot the correct number.



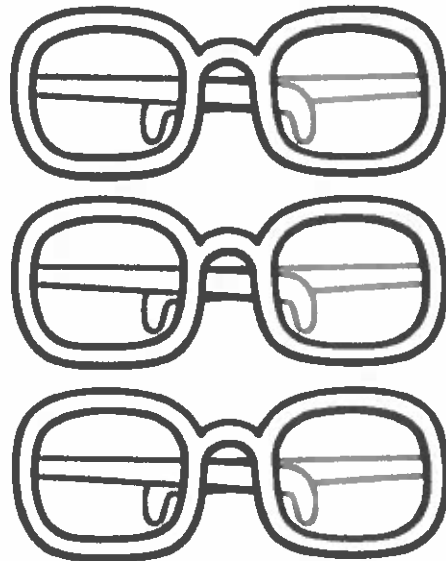
- 1
- 2
- 3




- 1
- 2
- 3




- 2
- 3
- 4



- 2
- 3
- 4



- 3
- 4
- 5




- 3
- 4
- 5

Name: _____


Rhyming Words Set 2

Directions: Cut and paste the picture that rhymes. Color the pictures.


well




stamp



sink



train




Week 3: Day 3

©Annie Moffatt® The Moffatt Girls 201


rain



bell



lamp





drink



Name: _____

Color by Shape Set 2

Directions: Use the color code to color the picture.




Name: _____

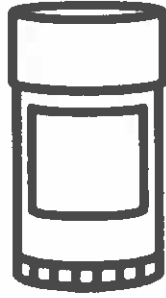
Sequencing: How to Feed a Baby

Directions: Cut and paste the pictures to show the order.

1. Cut



2. Paste



3. Color



1

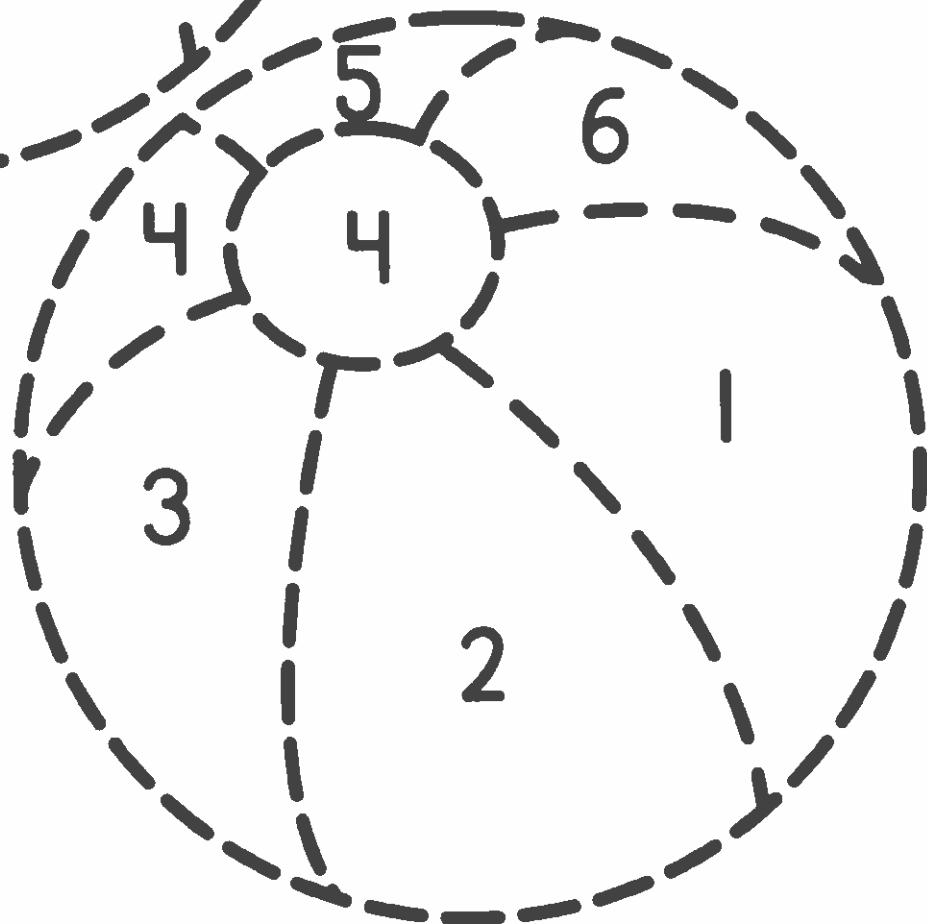
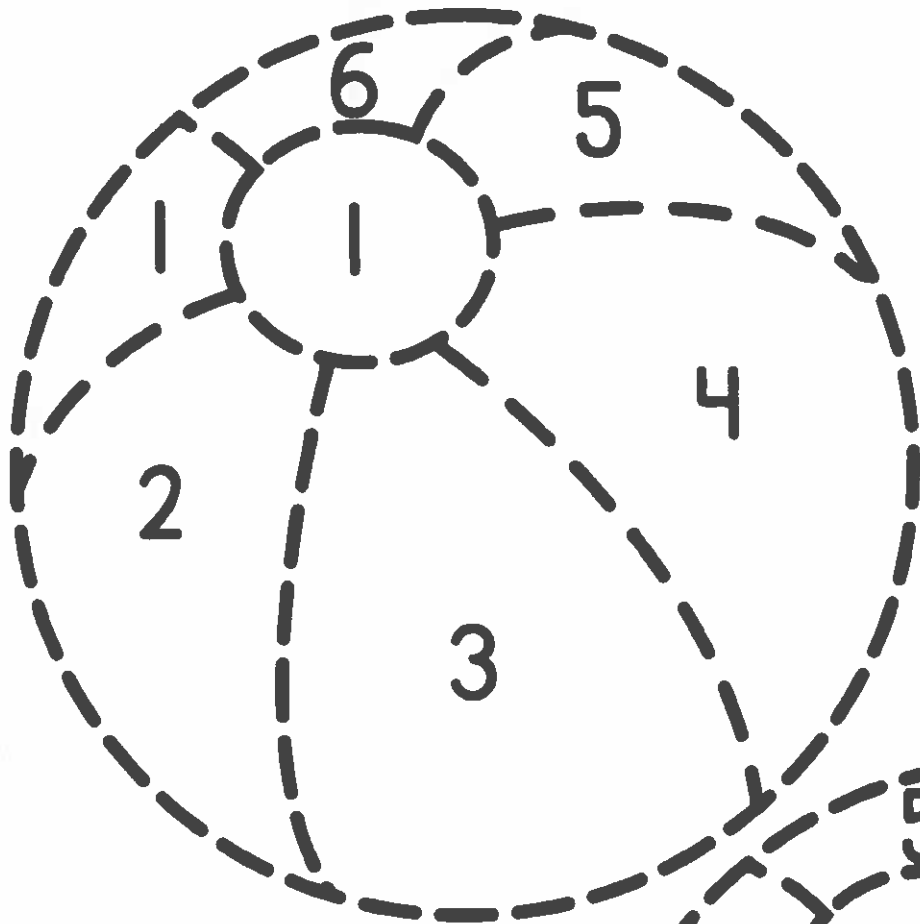
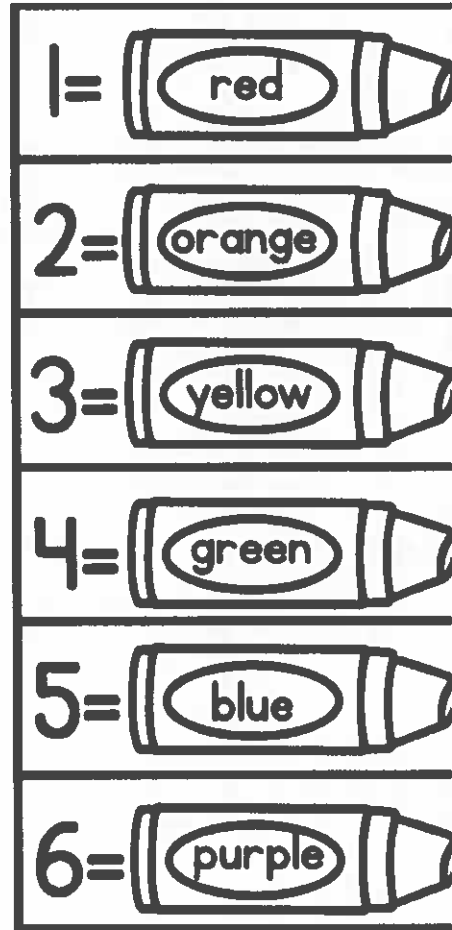
2

3



Name: _____

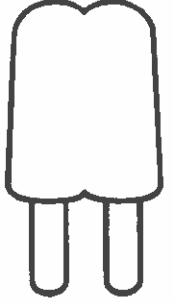


Trace and Color by Number



Name: _____

Summer Items (Cut and Paste)


Directions: Cut and paste each item to the correct spot.



Name: _____

Roll and Color





Directions: Roll a die and color an ice cream that matches your roll.



Name: _____

Letter Match

Directions: Cut and paste the lowercase letter that matches the uppercase letter
Color the butterflies.




n p m o





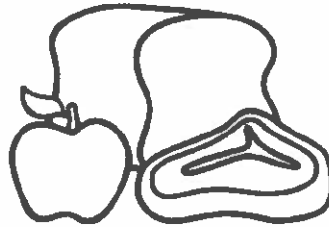
Name: _____

Needs and Wants

Directions: Cut and paste the pictures to the correct boxes.

Color the pictures.





Name: _____

Color By Dots 4-6

Directions: Use the color code to color the popsicle.


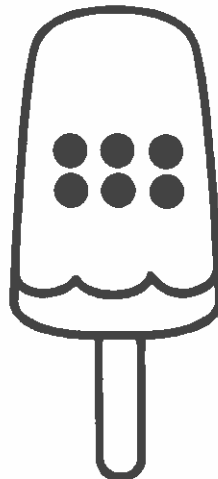



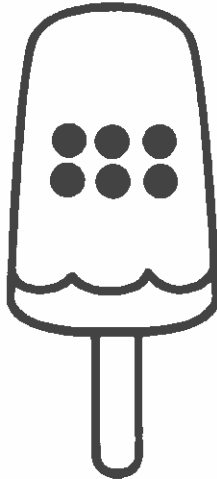






4 dots



5 dots








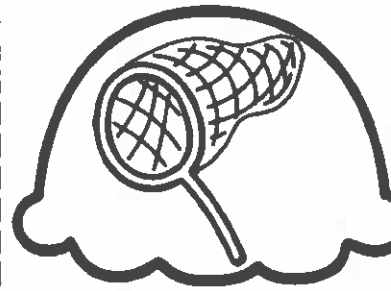


6 dots



Name: _____

Scooping Up Sounds




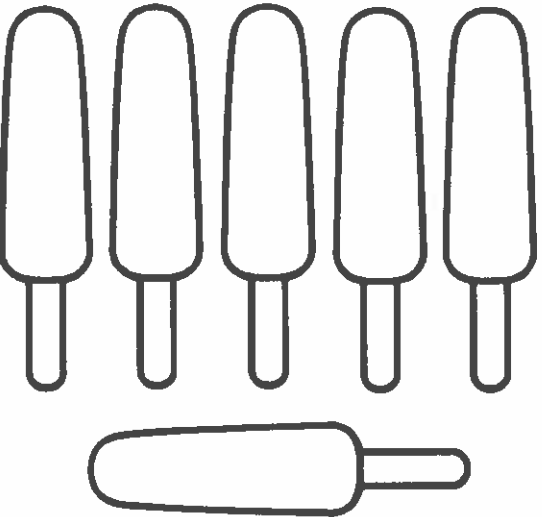


Directions: Cut and paste the scoop onto the correct cone.



Name: _____

Counting Set 2

Directions: Count. Color or dot the correct number.


 <p>5 6 7</p>	 <p>5 6 7</p>
 <p>6 7 8</p>	 <p>6 7 8</p>
 <p>7 8 9</p>	 <p>7 8 9</p>

Name: _____

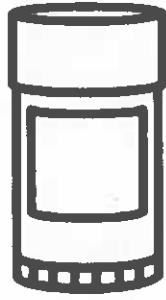
Sequencing: How to Celebrate a Birthday

Directions: Cut and paste the pictures to show the order.

1. Cut



2. Paste



3. Color



1

2

3


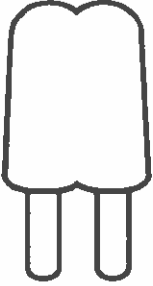



Name: _____

Graphing Popsicles

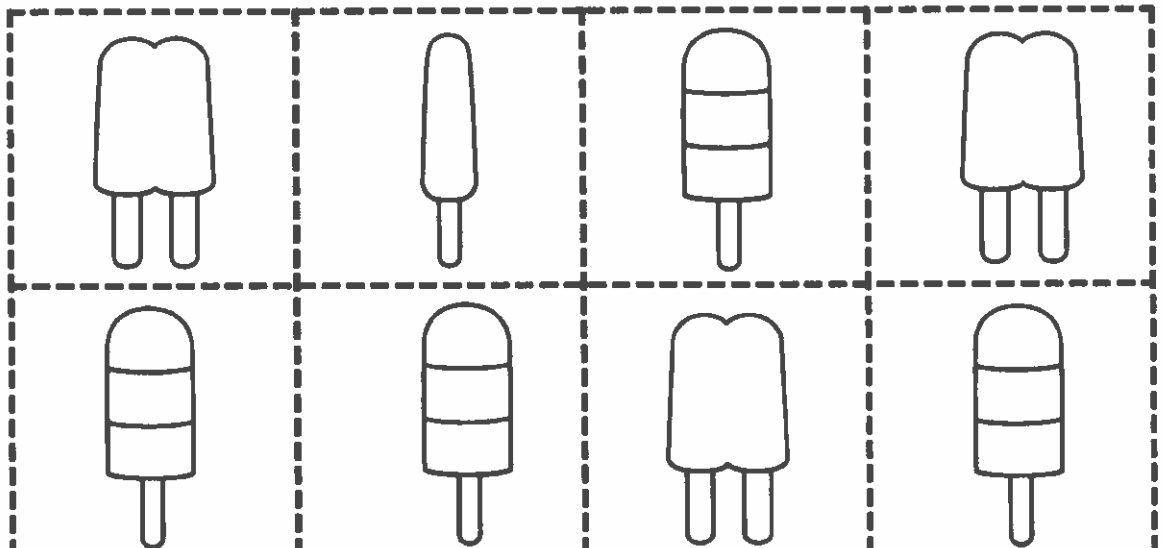
Directions: Cut and paste the popsicles onto the graph. Color the pictures.

Favorite Popsicles

Write how many.

Week 4: Day 3



Name: _____


Number Sense











Numbers 6-10






Directions: Count the fingers.

Count the number on the die.

Cut and paste the ten frame flower to match.








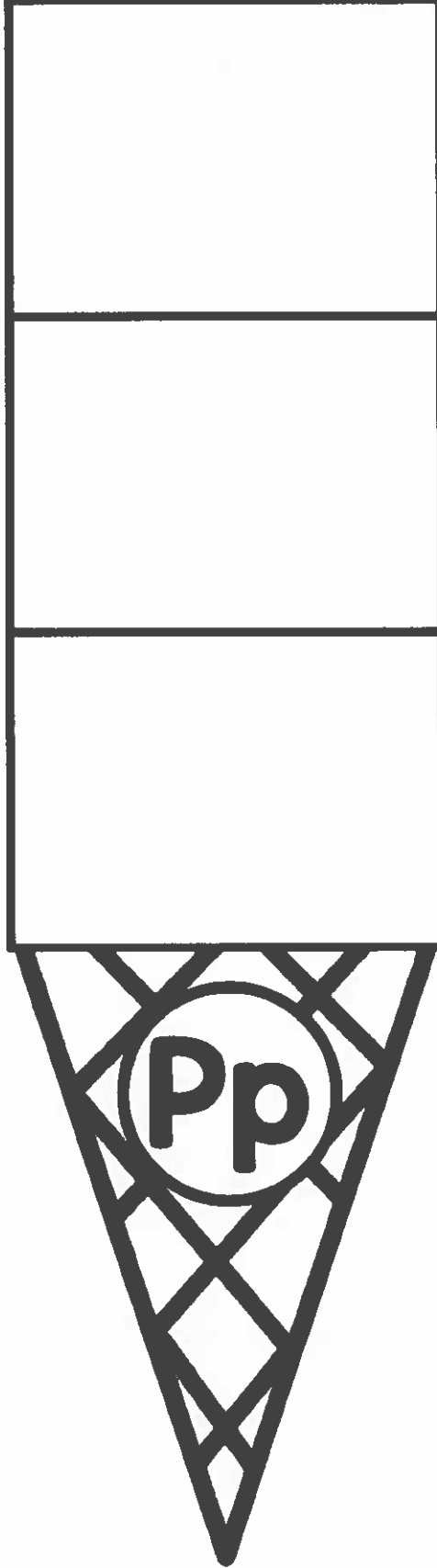

		
		
		
		
		

Name: _____

Scooping Up Sounds

Directions: Cut and paste the scoop onto the correct cone.



Name: _____

Color By Dots 6-8

Directions: Use the color code to color the ice cream.

6 dots ●●●●●●



7 dots ●●●●●●●



8 dots ●●●●●●●●




Name: _____

Sequencing: How to Save a Cat

Directions: Cut and paste the pictures to show the order.

1. Cut



2. Paste




3. Color



1







2


3



Name: _____

Trace and Color by Number

1 = 	2 = 	3 = 
4 = 	5 = 	6 = 







Name: _____

Letter Match


Directions: Cut and paste the lowercase letter that matches the uppercase letter.

Color the butterflies.



Name: _____


Dot... Dot NOT a Lot!



Directions: When you use glue, you do NOT need a lot!

First color the suns. Then, look at the suns and put a small dot of glue on each dot.


2 dots




3 dots




4 dots




5 dots




6 dots




7 dots




8 dots



9 dots



10 dots

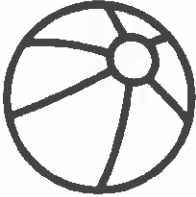




Name: _____

Graphing Beach Items

Directions: Cut and paste the beach items onto the graph. Color the pictures.

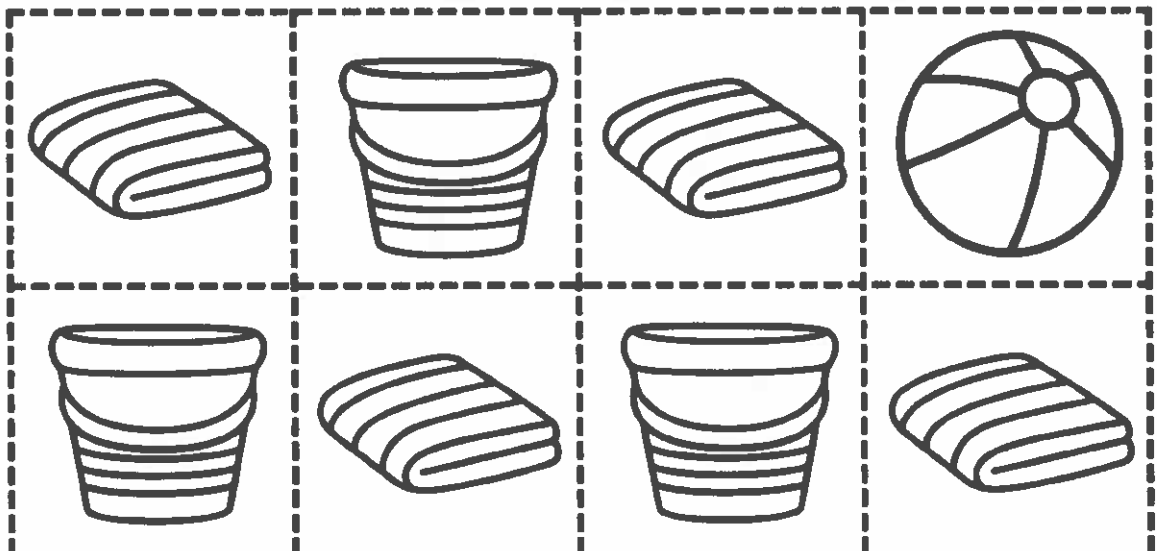
Beach Items

 beach ball				
 bucket				
 towel				

Write how many.





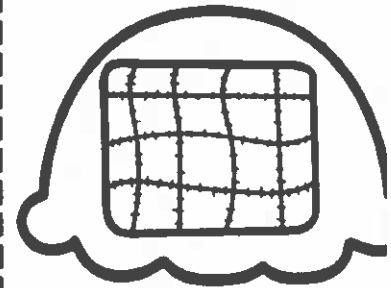



Week 5: Day 1



Name: _____

Scooping Up Sounds

Directions: Cut and paste the scoop onto the correct cone.

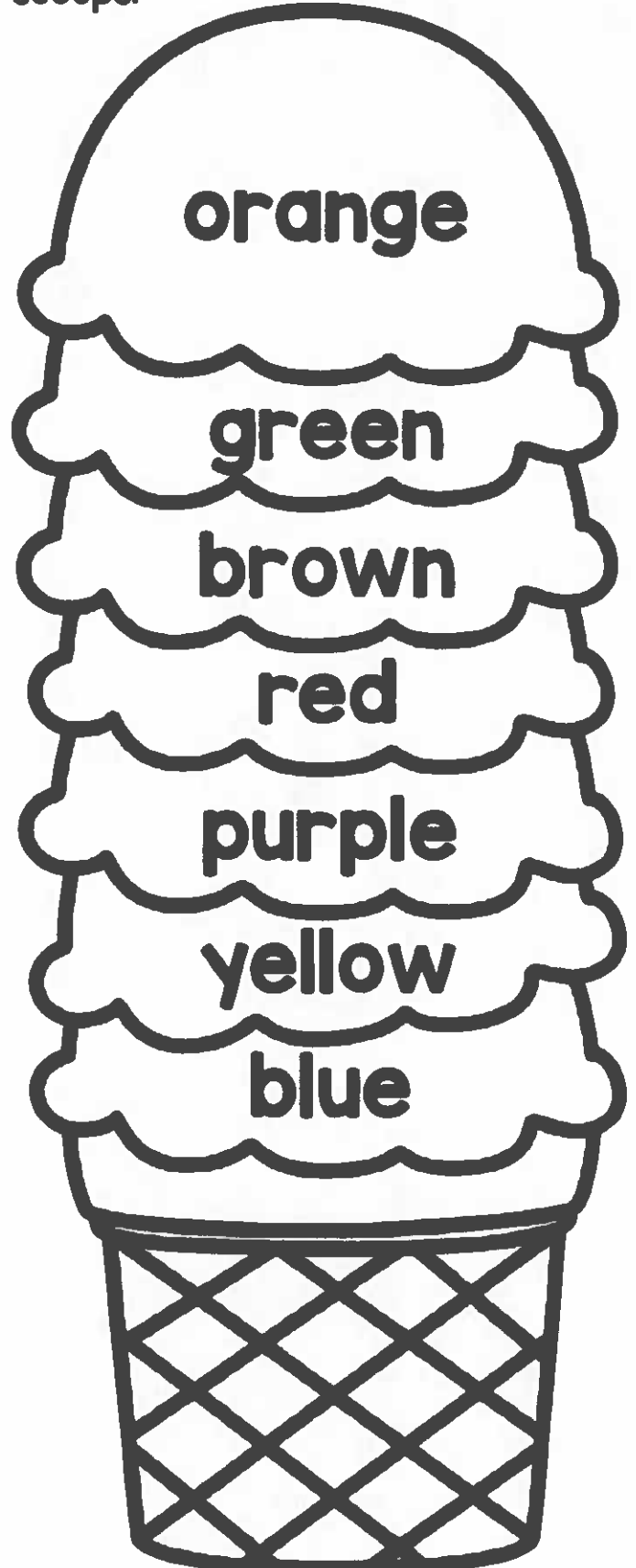
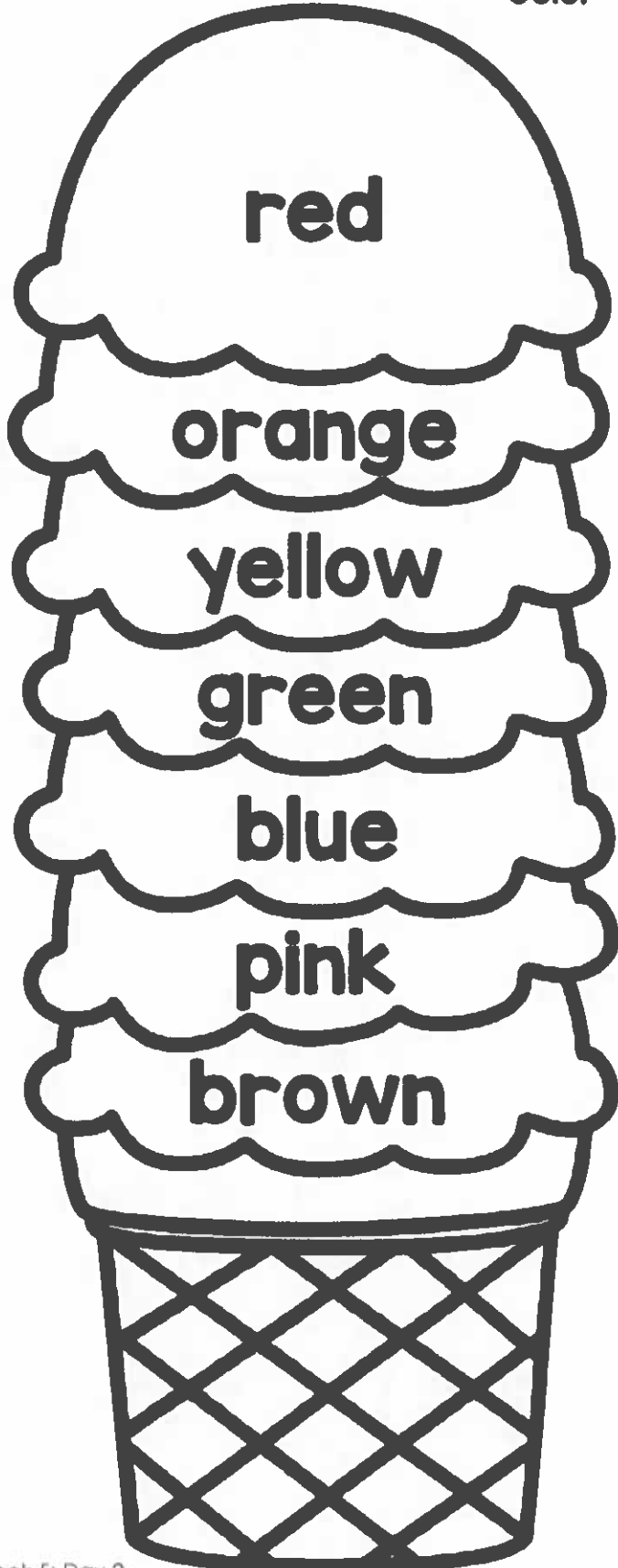


Name: _____

Colorful Ice Cream Scoops

Directions: Read the color words on the ice cream scoops.








Color the scoops.



Name: _____

Scooping Up Sounds

Directions: Cut and paste the scoop onto the correct cone.



Name: _____




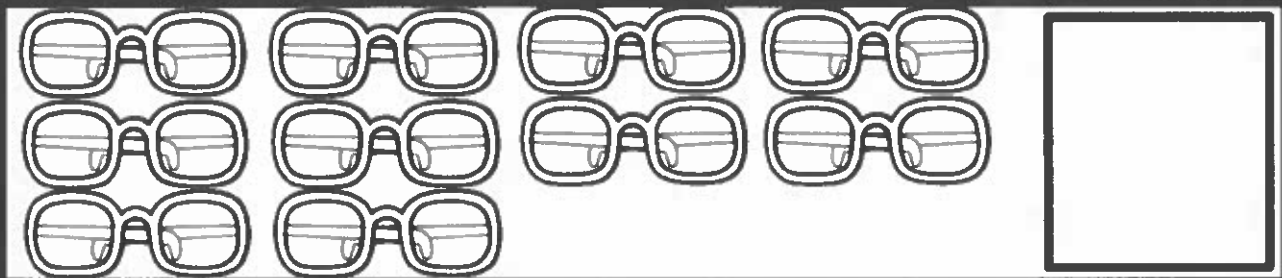

Counting Sets up to 10

Directions: Count the sets.

Cut and paste the number to match. Color the pictures.



Cut and
paste




Name: _____

Fruits and Vegetables

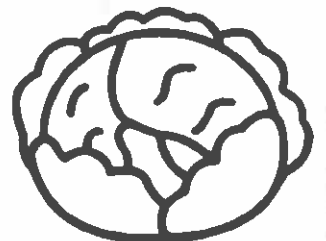

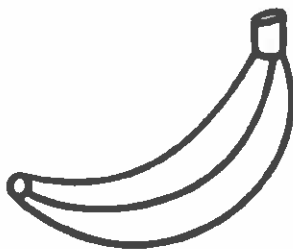




Directions: Cut and paste the pictures to the correct boxes. Color the pictures.



Fruits



Vegetables







Name: _____

Letter Match

Directions: Cut and paste the lowercase letter that matches the uppercase letter.

Color the butterflies.



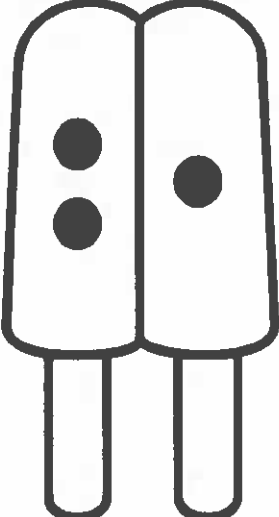

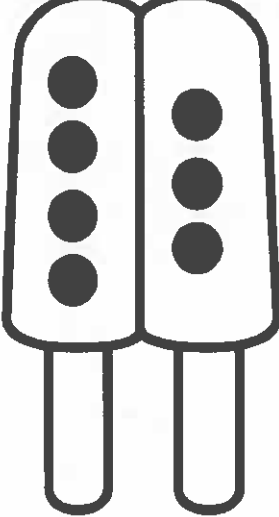






Name: _____

Number Sense 1-10

Count and Compare

Directions: Color the side of the popsicle that has more dots.










Name: _____

Scooping Up Sounds







Directions: Cut and paste the scoop onto the correct cone.



Name: _____

Color by Number

Directions: Use the color code to color the picture.


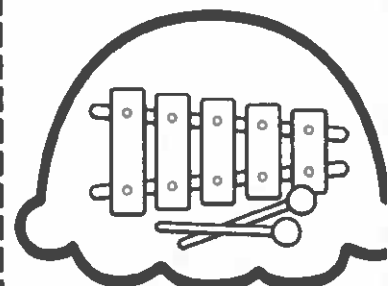

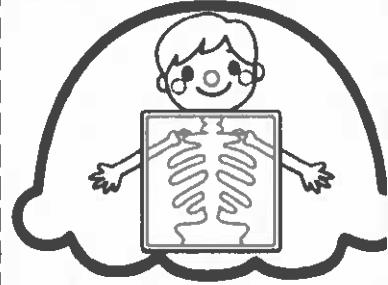



1 = 	2 = 	3 = 
4 = 	5 = 	6 = 



Name: _____

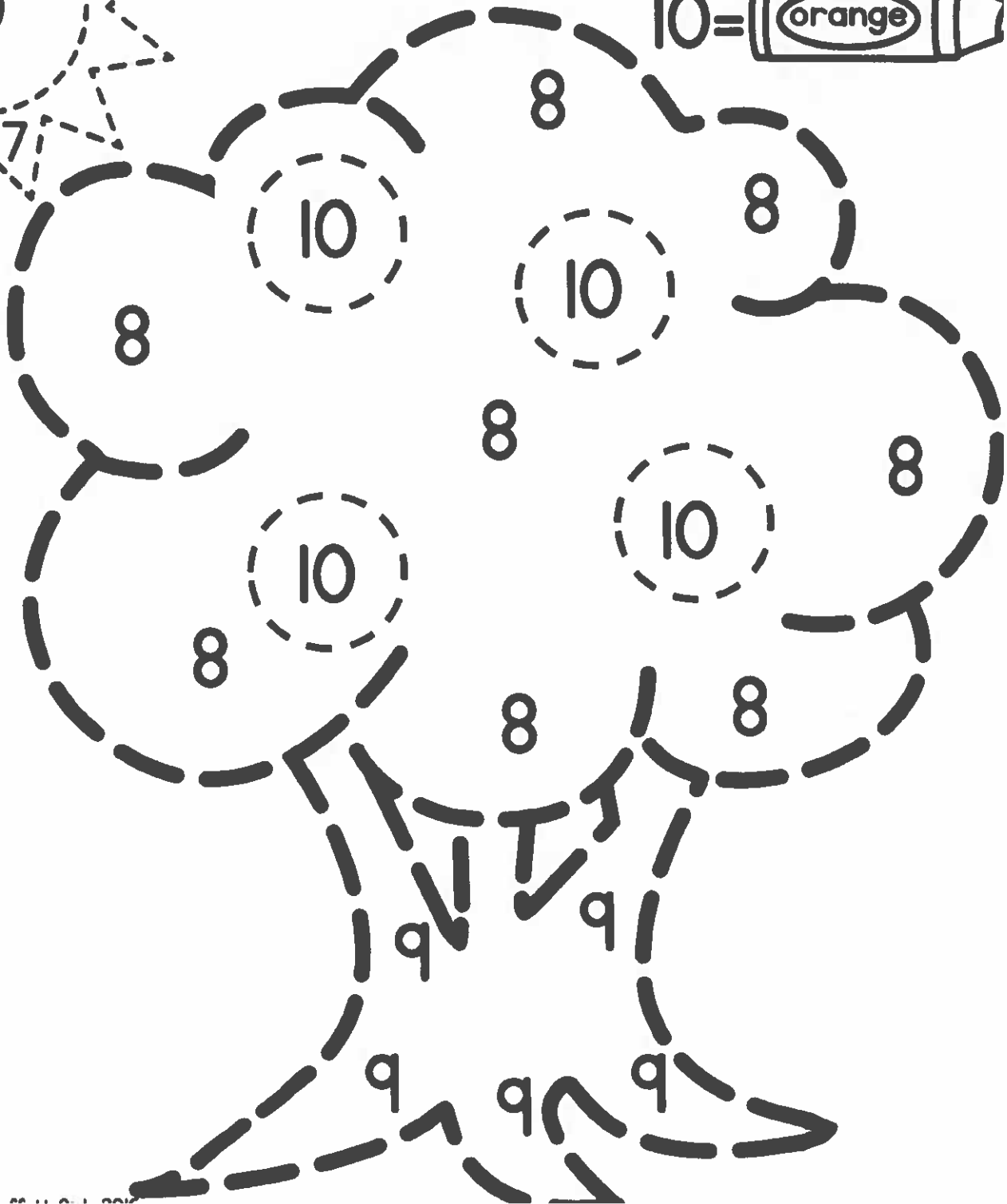
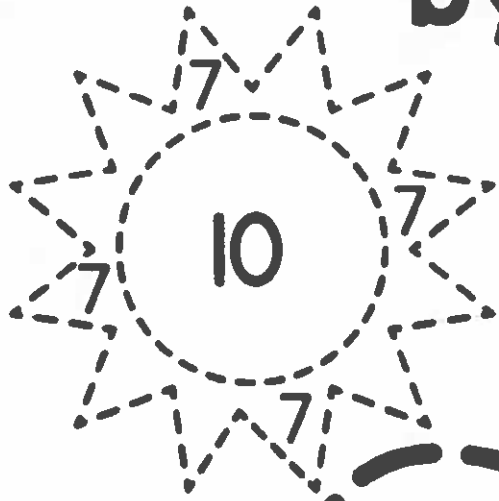
Scooping Up Sounds

Directions: Cut and paste the scoop onto the correct cone.



Name: _____


Trace and Color by Number



Name: _____

Behind or In Front?






Directions: Cut and paste the pictures to the correct boxes. Color the pictures.



The boy is behind the gate.






The dog is in front of the gate.



Name: _____

Letter Match

Directions: Cut and paste the lowercase letter that matches the uppercase letter.
Color the butterflies. Draw the other half of the butterfly.



y z

Name: _____

1 2 3 4 5 6 7 8 9 10

Number Sense 1-10

Directions: Look at the numbers on each spinner.





Use the color code to color the biggest and smallest set in each set.



Biggest Number










Smallest Number



Name: _____

Numbers: Candles on a Cake



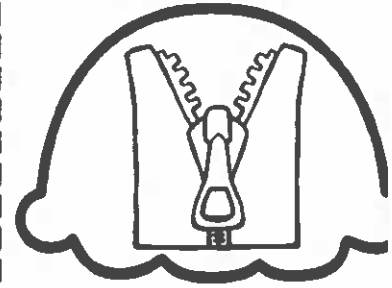



Directions: Draw the correct number of candles on each cake.



Name: _____

Scooping Up Sounds


Directions: Cut and paste the scoop onto the correct cone.



Name: _____

Beginning Sounds Set 1

Directions: Say the name of each picture. Dot/color the beginning sound.




b

d



t

h




n

m




j

t




r

g



w

i



d

c



k

h



y


g

Name: _____

Sequencing: How to Dive

Directions: Cut and paste the pictures to show the order.


1. Cut



2. Paste



3. Color



1

2


3



Name: _____


Beginning Sounds Set 2

Directions: Say the name of each picture. Dot/color the beginning sound.




b

m




j

n




k

e



s

i




a

w




f

h




t

u



o

i









z


d

Name: _____

Color by Number

Directions: Use the color code to color the picture.

5 = 	6 = 	7 = 
8 = 	9 = 	10 = 



Name: _____







Counting Sets up to 10

Directions: Count the sets.

Cut and paste the number to match. Color the pictures.



Cut and
paste




Name: _____

Beginning Sounds Set 3


Directions: Say the name of each picture. Dot/color the beginning sound.



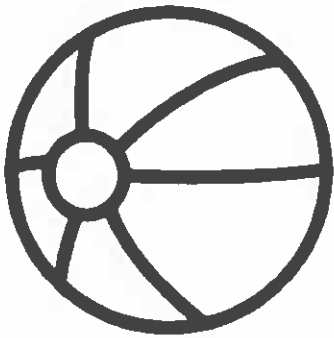
d k




g b




c f




v b




a j



l c



p u



b h



l m

Name: _____

Numbers: How Old are You?

Directions: Cut and paste the correct number of candles on the cake.

